

At your side.
brother®

ELECTRONIC LOCKSTITCH BAR TACKER

KE-430B

BELT LOOP BAR TACKER **KE-431B**

EYELET BUTTONHOLE
END BAR TACKER **KE-432B**

DECORATIVE PATTERN
TACKER **KE-433B**

PATTERN TACKER **KE-434B**

BUTTON SEWER **BE-438B**

Dramatically improves productivity, product quality and ease of use.



KE-430B-01

Dramatically improves productivity, product quality and ease of use

Wesentliche Erhöhung der Produktivität, der Qualität und des Bedienungskomforts

Améliore considérablement le rendement, la qualité du produit et la facilité d'utilisation

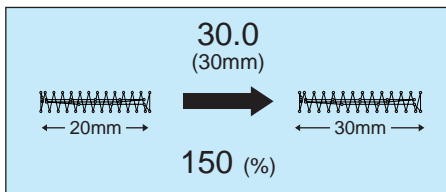
Aumente espectacularmente la productividad, calidad de sus productos y la facilidad de uso

World's fastest cycle time

- The world's fastest sewing speed of 2,700 rpm and a compact induction motor which is integrated with the machine head both help to reduce overall cycle time and increase productivity.
- The foot switch needs only a light pedal pressure to operate. This reduces the operator's working fatigue and gives better work efficiency.

Enlargement and reduction ratios can be entered in length

- Enlargement and reduction of the sewing patterns can be set at a touch using the operating panel. The ratios can be entered either as a percentage or in length (mm) (determined by DIP switch setting).



Thread take-up device

- A thread take-up device is equipped. After the thread is trimmed, an upper thread trailing length with an extra 15mm of length can be left, which is handy when sewing light materials where normal trailing thread lengths can often lead to the thread pulling out. (Thread trailing lengths may vary depending on the type of thread used.)



Improved product quality

- An improved thread take-up lever path means that the thread take-up amount could be increased, allowing the highest-quality thread tightness to be obtained regardless of the type of material.
- The oil supplied to the rotary hook is kept clean at all times, which helps to prevent staining of the thread.

Accurate home position detection

- The home position sensor incorporates a non-optical proximity sensor, so the sensor is not subject to operating errors from oil or dust, and cleaning oil and dust from the sensor are also unnecessary.

Easy-to-use independent operating panel

- The operator can select whichever position is easiest to use.

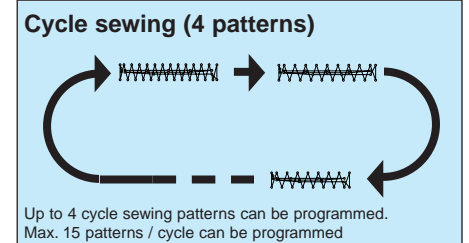


above the work table below the work table

Abundant data storage capacity

	B430E	KE-430B
Max. No. of stitches	4,000	20,000
No. of user programs	7	16
No. of stored data	30 (up to 50 patterns can be added)	35 (up to 100 patterns can be added)

- Up to a maximum of 16 user programs can be created, each with its own sewing pattern, enlargement ratio and sewing speed.



Other features

- Integration of the motor and the machine head, the adoption of a timing belt and the reduction in the weight of the thread take-up and lower shaft mechanisms make sewing machine operation much quieter and reduce machine vibration.
- Because the machine head, belt and motor are integrated, periodic adjustment of the belt tension and adjustment of the motor position are no longer necessary. The machine head can also be tilted back to carry out adjustments without the need to remove the belt cover.
- The torque can be changed by replacing the machine pulley and the PROM. This makes it possible to handle heavy materials and thick threads.
- The adoption of a timing belt eliminates the problem of belt shavings soiling sewing products.



KE-430B

KE-430B

ELECTRONIC LOCKSTITCH BAR TACKER
ELEKTRONISCHE STEPPSTICHRIEGELMASCHINE
MACHINE ELECTRONIQUE POINT D'ARRETS-POINT NOUE
PRESILLADORA ELECTRONICA



• In addition to standard bar tacking, straight bar tacking, vertical bar tacking, vertical straight bar tacking and crescent bar tacking which have been pre-programmed, bar tacking patterns of up to 30 mm x 10 mm in size can be accommodated (by special order).


	Lock stitch	Bar tacking	Standard hook	Light materials	Medium materials	Heavy materials	Stitch length	Thread trimmer	Thread wiper	Max. sewing speed
KE-430B	★	30 x 10 mm	★	★	★	★	0.1-10.0 mm	★	★	2,700 rpm

KE-430B-0

	Material
1	Ordinary materials
5	
2	Denim
7	Knitted materials

Main use

Jeans-- Belt loop attachment, pocket top, front, crotch
Slacks-- Belt loop attachment, side-pocket top, rear pocket, front
Jackets, foundation garments, underwear, etc.



• For subclasses-1 and -5, standard work clamp and feed plate are different.
• To prevent thread breakage due to heat, set the sewing speed to a maximum of 2,000rpm for sewing ordinary materials and knitted materials.

LIST OF PRE-PROGRAMMED PATTERNS

Use	Program No.	Sewing pattern	No. of stitches	Size X-Y mm
For ordinary materials	8		21	7x2
	20		28	7x2
	21		35	7x2
	5		29	10x2
	13		35	10x2
	15		42	10x2
	4		30	16x2
	1		42	16x2
For denim	6		30	16x3
	14		35	16x3
	16		43	16x3
	3		35	20x3
	2		42	20x3
	17		42	24x3
	18		56	24x3
For knitted materials	19		64	24x3
	22		14	7x2
	9		21	7x2
	7		28	8x2
	33		15	8x2
	32		22	8x2
	31		28	8x2

	Program No.	Sewing pattern	No. of stitches	Size X-Y mm
Straight bar tacking	10		21	10x0.3
	11		28	10x0.3
	12		28	20x0.3
	23		35	25x0.3
	24		42	25x0.3
	25		45	25x0.3

	Vertical bar tacking		Vertical straight bar tacking		
Program No.	26	27	28	29	30
Sewing pattern					
No. of stitches	28	35	19	21	28
Size X-Y mm	3x10	3x10	0.3x10	0.3x10	0.3x10

	Crescent bar tacking	
Program No.	34	35
Sewing pattern		
No. of stitches	35	58
Size X-Y mm	12x7	12x7

• The sewing start and sewing end of the sewing patterns for program numbers 31 to 33 are in the middle of the pattern.

• Make sure that the sewing pattern is within the dimensional limits of the work clamp and feed plate.

• If you want to sew a pattern other than standard patterns, you can create your original pattern using the BAS-PC/300. Consult with your local Brother Sales Office for details.

KE-431B

ELECTRONIC LOCKSTITCH BELT LOOP BAR TACKER
 ELEKTRONISCHE GÜRTELSCHLAUFEN-RIEGELMASCHINE
 MACHINE ELECTRONIQUE POINTS D'ARRETS-POINT NOUE POSE PASSANTS
 PRESILLADORA ELECTRONICA PARA PASADORES



- This electronic bar tacker is specially designed for sewing belt loops onto men's and ladies' clothing, and work clothes. It has 6 types of programs already built-in.
- The large curved presser arm and the flat feed plate are designed for large loop dimensions and high work efficiency



	Lock stitch	Bar tacking	Standard hook	Medium materials	Stitch length	Thread trimmer	Thread wiper	Max. sewing speed
KE-431B	★	30 × 10 mm	★	★	0.1–10.0 mm	★	★	2,700 rpm

KE-431B-0

	Bar tacking length
2	6 – 14 mm
3	14 – 25 mm

LIST OF PRE-PROGRAMMED PATTERNS

Program No.	Sewing pattern	No. of stitches	Size X-Y mm
1		21	10x0.3
2		28	10x0.3
3		28	20x0.3
4		35	25x0.3
5		42	25x0.3
6		45	25x0.3

KE-432B

ELECTRONIC LOCKSTITCH EYELET BUTTONHOLE END BAR TACKER
 ELEKTRONISCHE AUGENKNOPFLOCHENDE-RIEGELMASCHINE
 MACHINE ELECTRONIQUE POINTS D'ARRETS-POINT NOUE POUR FINITION BOUTONNIERES
 PRESILLADORA ELECTRONICA PARA OJALES



- This electronic bar tacker is specially designed for bar tacking of eyelet buttonholes on men's and ladies' clothing and overcoats. It has 3 types of programs already built-in.
- The presser foot guide mechanism picks up the material to the left and right before sewing starts, so that a strong finish with stable and secure eyelet buttonhole seams can be obtained.
- The timing for picking up the material can be switched between a mode in which the material is picked up before sewing and another mode in which the material is picked up at the same time as the presser foot is lowered.



	Lock stitch	Bar tacking	Standard hook	Medium materials	Stitch length	Thread trimmer	Thread wiper	Max. sewing speed
KE-432B	★	12 × 3 mm	★	★	0.1–10.0 mm	★	★	2,700 rpm

LIST OF PRE-PROGRAMMED PATTERNS










Program No.	Sewing pattern	No. of stitches	Size X-Y mm
1		21	6x2
2		28	6x2
3		35	6x2

BE-438B

ELECTRONIC LOCKSTITCH BUTTON SEWER
ELEKTRONISCHE STEPPSTICH KNOPFNÄHMASCHINE
MACHINE ELECTRONIQUE POSE-BOUTONS-POINT NOUVE
PONER BOTONES CON CANILLA, ELECTRONICA









- This electronic bar tacker is specially designed for attaching buttons. It has 49 different built-in programs available, including patterns for 2-hole, 3-hole and 4-hole buttons with or without linking stitches.
- The adoption of Brother's unique backtack sewing method ensures that the thread will not unravel.





									
BE-438B	★	6.4 × 6.4 mm	★	★	★	0.1–10.0 mm	★	★	2,500 rpm

Dimensions of buttons that can be sewn
Space between the button holes
Thread knot




Outer diameter of button 8 – 30 mm (Use the optional button clamp B for diameters of 20 – 30 mm.)
0 – 6.4 mm.
Knot tied by sewing pattern (start and end sewing)

LIST OF PRE-PROGRAMMED PATTERNS

Program No.	No. of button holes	Sewing pattern	No. of threads	No. of crossover stitches	No. of stitches	Size X-Y mm	
1	2		6	—	13	3.4x0	
2			8	—	15		
3			10	—	17		
4			12	—	19		
5 ^{*1}			16	—	23		
6 ^{*1}			20	—	27		
7 ^{*2}				6	—		13
23 ^{*2}				10	—		17
8 ^{*2}	12	—		19			
9 ^{*2}	3		5-5-5	—	22	2.6x2.4	
24 ^{*2}			7-7-7	—	28		
25 ^{*2}			5-5-5	—	22		
26 ^{*2}			7-7-7	—	28		
10	4		6-6	1	20	3.4x3.4	
11			8-8	1	24		
12			8-8	3	26		
13			10-10	1	28		
27			12-12	1	32		
14 ^{*3}	4		6-6	0	26		
28 ^{*3}			8-8	0	30		
15 ^{*3}			10-10	0	34		
29 ^{*3}			12-12	0	38		
16				6-5	1	19	
17				8-7	1	23	
30				10-9	1	27	

Program No.	No. of button holes	Sewing pattern	No. of threads	No. of crossover stitches	No. of stitches	Size X-Y mm	
18	4		6-6	1	20	3.4x3.4	
19			8-8	1	24		
31			10-10	1	28		
45			12-12	1	32		
20			6-6	0	26	2.4x3.4	
32			8-8	0	30		
33			10-10	0	34		
21			6-6	1	20	3.4x3.4	
34			10-10	1	28		
22			6-6	0	26		
35			10-10	0	34		
46			6-6	1	20	3.4x3.4	
47			8-8	1	24		
48			10-10	1	28		
49				12-12	1	32	

The following programs require the solenoid thread wiper (Optional).

Program No.	No. of button holes	Sewing pattern	No. of threads	No. of crossover stitches	No. of stitches	Size X-Y mm
36	4		6-6	0	26	3.4x3.4
37			8-8	0	30	
38			10-10	0	34	
39			12-12	0	38	
40			6-6	0	26	2.4x3.4
41			8-8	0	30	
42			10-10	0	34	
43 ^{*2}			6-6	0	26	2.4x3.4
44 ^{*2}			10-10	0	34	

*1 Check that the button hole diameter is 2 mm or greater before using the programs.

*2 Do not use the button lifter spring.

*3 Thread is trimmed after sewing of one side is completed, because there is no crossover thread to be sewn. To continue sewing to the end, keep the foot switch depressed until sewing of the other side starts, or press the foot switch once more after sewing of the first side is completed.

BE-438B OPTION

Button clamp

The button clamp which is provided as a standard part can hold buttons between 8 – 20 mm in diameter. Button clamps for large buttons (8 – 30 mm) and snaps are also available as options.


Button spacer assembly

This device is used to ensure that the buttons are attached at uniform intervals.

Shank button attachment

KE-433B

ELECTRONIC LOCKSTITCH DECORATIVE PATTERN TACKER
 ELEKTRONISCHE ZIERMUSTER-STEPSTICHMASCHINE
 MACHINE ELECTRONIQUE POINTS D'ARRETS DECORATIFS-POINT NOUE
 PRESILLAS DECORATIVAS ELECTRONICA



• This electronic bar tacker is ideal for applications such as decorative bar tacking, fixed-form decorative stitching and fixed-form plain stitching. Any of pattern desired can be sewn within a 30 mm x 30 mm (X-Y) sewing area.



KE-433B	★	★	★	★	★	30 × 30 mm	0.1–10.0 mm	★	★	2,500 rpm

KE-433B-1

The presser foot, feed plate and P-ROM can be ordered and manufactured to the customers' detailed specifications.

KE-433B-X

	Material
1	Ordinary materials
2	Denim
7	Knitted materials

If you wish to create sewing patterns or modify the presser foot and feed plate yourself, please order the KE-433B-X. (At the time of shipment, the P-ROM for the KE-433B-X will be blank and the presser foot and feed plate will be unmodified.)

PATTERN EXAMPLE

Sewing pattern				
	Rectangular bar tacking	Triangular bar tacking	Vertical bar tacking	Cross bar tacking
No. of stitches	21	35	28	98
Size X-Y mm	6x6	30x10	2x8	10x10
Sewing pattern				
	Diamond bar tacking	Label attaching	Zigzag rectangular bar tacking	Crescent bar tacking
No. of stitches	63	35	63	56
Size X-Y mm	20x5	30x0	16x6	12x7

KE-434B

ELECTRONIC LOCKSTITCH PATTERN TACKER
 ELEKTRONISCHE STEPPSTICHMUSTER-RIEGELMASCHINE
 MACHINE ELECTRONIQUE POINTS D'ARRETS A MOTIFS
 PRESILLADORA ELECTRONICA DE DIBUJOS



- This electronic pattern sewer is ideal for plain stitching of small articles and for attaching curtain darts. Any pattern desired can be sewn within the 100 x 60 mm (X-Y) sewing area.
- The machine comes in both solenoid type and pneumatic type specifications. The pneumatic type machine lets you change the operation of the work clamp by changing the mode setting, so that the work clamp operation that best suits the particular application can be selected.

- Simultaneous LR work clamp mode
(left and right work clamp are raised and lowered at the same time)
- Separate LR work clamp mode
(left and right work clamp are raised and lowered separately)
- Light work clamp mode
(before sewing begins the article is pressed lightly, allowing more accurate positioning)

- An inner clamping device is provided in order to guarantee beautiful finishes when carrying out closed pattern sewing operations such as the attaching of labels.



pneumatic type

	Lock stitch	Standard hook	Medium materials	Heavy materials	Sewing area	Stitch length	Thread trimmer	Thread wiper	Max. sewing speed
KE-434B	★	★	★	★	100×60 mm	0.1–10.0 mm	★	★	2,500 rpm

KE-434B-1

The presser foot, feed plate and P-ROM can be ordered and manufactured to the customers' detailed specifications.

KE-434B-X

	Material
1	Medium materials
2	Heavy materials

If you wish to create sewing patterns or modify the presser foot and feed plate yourself, please order the KE-434B-X. (At the time of shipment, the P-ROM for the KE-434B-X will be blank and the presser foot and feed plate will be unmodified.)

PATTERN EXAMPLE Use suitable work clamp and feed plate for your sewing patterns.



Solenoid type specifications (one step work clamping)

- Tongue tacking stitch
- Safety belt attaching stitch
- Curtain darts stitch



Pneumatic type specifications with separate LR work clamp mode (double step work clamping)

- It is best suited when sewing is carried out while positioning to the body and while pressing the body in advance.
- Label attaching
 - Front hook attaching stitch



Pneumatic type specifications with inner clamping device

It is best if you can minimize the seam allowance.

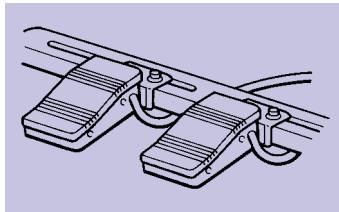
- Name attaching
- Magic tape attaching stitch
- Label attaching stitch

KE-434B OPTION

Three-pedal foot switch (for pneumatic specifications)

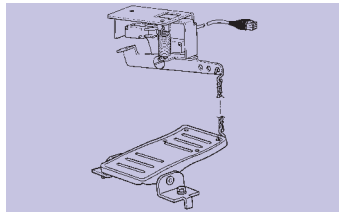
The presser (left) switch, the presser (right) switch and the start switch have been separated, giving the operator more flexibility to select the best method of working.

OPTIONS for KE-430B Series



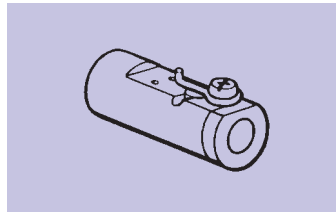
Two-pedal foot switch*

The presser switch and the start switch have been separated, giving the operator more flexibility to select the best method of working.



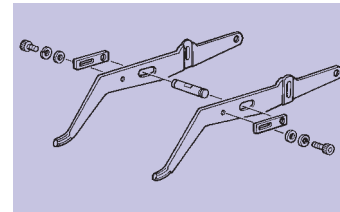
Two-step foot switch

This is a pedal-type foot switch.



Liquid cooling tank

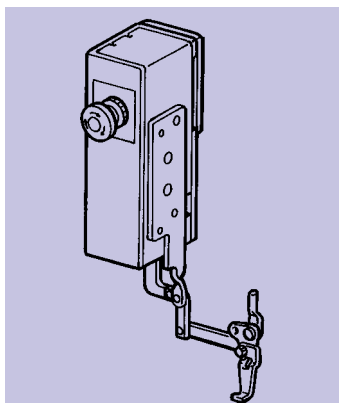
This helps to prevent thread breakage caused by friction when using synthetic threads. Fill the tank with silicone oil.



Work clamp set QC (KE-430B, KE-433B)

The work clamp can be easily replaced by loosening the bolt and moving work clamp arm levers.

Peripheral equipment



Solenoid thread wiper*

This wipes the thread independently of the work clamp operation.



BAS-PC/300

Programming software for electronic pattern sewer

The KE-430B Series can be used to sew any patterns other than those patterns which have been pre-programmed. The BAS-PC/300 is a software package which lets you create new patterns using a personal computer. (A ROM writer is required.)

*KE-434B pneumatic specification: standard equipment

SPECIFICATIONS

	KE-430B	KE-431B	KE-432B	KE-433B	KE-434B	BE-438B
Feed mechanism	R-θ intermittent feed mechanism (pulse-motor driven mechanism)					
No. of stitches	Variable					
Max. stitch number	20,000 stitches (including 10,000 stitches which can be added)					
Work clamp lifter	Solenoid type				Solenoid type, Pneumatic type	Solenoid type
Work clamp height	17 mm max.				Solenoid type: 17 mm max. Pneumatic type: 25 mm max. (inner clamping device: 17 mm max.)	13 mm max. (Button clamp height)
Thread take-up device	Standard equipment					
Data storage method	P-ROM (Any sewing pattern can be added using BAS-PC/300.)					
No. of user programs	16					
No. of cycle programs	4					
No. of stored data	35 sewing patterns are set already	6 sewing patterns are set already	3 sewing patterns are set already	—	—	49 sewing patterns are set already
	Up to 100 patterns can be added. Total number of stitches of stored data which can be added is within 10,000.					
Enlarging and reducing patterns	20 – 200 %					
Motor	Three-phase 400 W induction motor					
Weights	Machine head: 47 kg, (KE-434B: 49 kg), Operation panel: 0.6 kg, Control box: 9 – 19 kg (depending on voltage)					
Power source	Single-phase 110 V, 220-230 V, 240 V Three-phase 220, 380, 400 V, Maximum electric power consumption 600 VA					
Safety device	—	—	—	—	Intermediate stop function	—

Product specifications are subject to change for improvement without notice. Please read instruction manual before using the machine for safety operation.

brother
BROTHER INDUSTRIES, LTD.

15-1, Naeshiro-cho, Mizuho-ku, Nagoya 467-8561, Japan.
Phone: 81-52-824-2177 Fax: 81-52-811-7789 <http://www.brother.com/>