

Long-arm, Unison-feed, Lockstitch Machine
with Vertical-axis Large Hook and Automatic Thread Trimmer

LU-2216N-7 (1-needle)

LU-2266N-7 (2-needle)

Based on the market-proven design of the LU-2210N-7 and -2260N-7 Series, the LU-2216N-7/-2266N-7 are developed with a longer distance from the machine arm to needle ... a full 650mm. The long arm unison-feed lockstitch machine with vertical-axis large hook with automatic thread trimmer is best-suited to processes that require a longer distance from the machine arm to needle, such as reinforcement stitching and topstitching in tape attachment processes for sewing furniture or car seats.

The machine runs at a top sewing speed of 3,000rpm, sharply increasing productivity. The machine also adopts a fully automatic lubricating method, as well as a DL device that increases the lift of the presser foot and lets the user adjust the alternating vertical movement of the walking foot and presser foot by a simple, one-touch operation. The result is improved maintainability and operability.



LU-2266N-7-0B/XC-E500
(XC-E500 operation panel is optionally available.)

Distance from machine arm to needle as long as 650mm. The machine responds outstandingly to the sewing of large, heavy materials such as car seats and furniture.

Higher productivity

Both the LU-2216N-7 (1-needle) and LU-2266N-7 (2-needle) achieve the maximum sewing speed of 3,000rpm. With this capability, the machine demonstrates higher productivity when sewing long lengths of materials.

The machine adopts a fully automatic lubricating method.

With fully automatic lubrication, the cumbersome task of oiling the machine by hand is eliminated. Oil is forcedly circulated through the face plate by a plunger pump. This prevents oil leakage from the face plate.

Some gauge used in the LU-2210N/-2260N Series

The gauge (hook, bobbin, walking foot, presser foot and feed) used in the LU-2210N/-2260N Series is also used in this model. All of the parts used in your LU-2210N/-2260N sewing machines can also be used in the LU-2216N/-2266N machines. In addition, the knife and thread tension components are also the same.

Longer distance from machine arm to needle


With the long distance from the machine arm to the center of the needle, a full 650mm, the machine is ideally suited to reinforcement stitching processes for attaching tape and intermediate sewing processes such as topstitching for large work pieces.

Consistent feed efficiency at higher sewing speeds

With its powerful feed and optimal feed locus, the machine smoothly feeds materials without stitch gathering even when running at a higher sewing speed.

The presser foot lift is as high as 16mm.

The presser foot goes up as high as 16mm. This ample lift ensures easy setting of heavy materials on the machine and comfortable operation.



LU-2266N-7



LU-2266N-7



The vertical stroke of the walking foot and presser foot can be easily set and changed.

The vertical stroke of the presser foot and walking foot (amount of alternating vertical movement) can be easily changed with the large dial mounted on the top of the machine head. The sewing speed is automatically regulated based on the vertical stroke setting. This ensures ideal sewing conditions at all times.

The standard machine lets the operator adjust the vertical stroke of the walking foot and presser foot (DL device).

In processes such as the sewing of heavy materials or hard-to-feed multi-layered portions, a press on the DL switch instantly change over the vertical stroke of the walking foot and presser foot. The result is beautifully produced seams without stitch gathering.

Thread trimming without fail

With the rigidly moving knife shaft and optimal knife movement, the thread trimmer cuts thick thread without error. Moreover, no adjustment is required even when the yarn count is changed.



LU-2266N-7


AC servomotor/controller SC-380

The SC-380 is provided with many different standard functions, including speed-control, soft-start, automatic reverse stitching with the specified number of stitches, constant-dimension stitching, and overlapped (multi-layered) stitching. These functions ensure sewing performance optimally suited to the material and process.



Operation panel that improves functions of the sewing machine (optional)



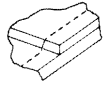




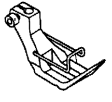




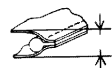

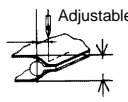

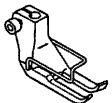
The XC-E500 is provided with program sewing and a host of other functions that contribute to increased efficiency.

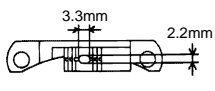
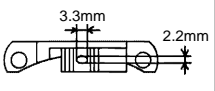
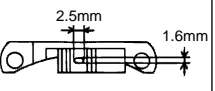
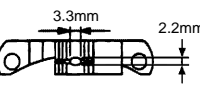


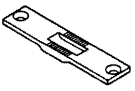
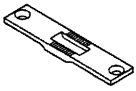
XC-E500

INTERCHANGEABLE GAUGE PARTS







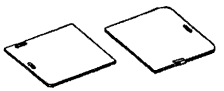
LU-2216N-7

Sewing conditions		Walking foot		Presser foot			
Standard		A	Standard 107-11653	A	Standard 107-12552		
For material with overlapped section Allows the smooth feed of multi-layered portions of the material				K	Standard (pressing face is reduced) 107-58456		
For light-weight sponge Used for resilient materials including sponge				B	For material with overlapped section 107-12651		
For heavy sponge Used for more resilient materials	Thick 	B	For urethane 107-11752				
Right single-sided presser Used for sewing material edges		C	Right single-sided presser 107-11851		D	Right single-sided presser 107-12859	
Left single-sided presser Used for sewing material edges		D	Left single-sided presser 107-11950		E	Left single-sided presser 107-12958	
For piping Used for the general piping process		E ~ H	For piping 3 107-45354 4 107-45453 5 107-45552 6 107-45651		F ~ J	For piping	
For piping The position of the needle can be adjusted according to the pipe to be sewn	Adjustable 	J ~ M	Adjustable presser for piping 3 107-46352 4 107-46451 5 107-46550 6 107-46659			3 107-47350 4 107-47459 5 107-47558 6 107-47657	
Wide type To be used when a sewing product cannot be smoothly fed	—		(special order) 107-12057			(special order) 107-13055	

Feed dog			
			
107-17106	107-17205	107-17304	107-39001
S	A	B	
Standard	Without a groove Used when the needle thread does not interface consisting with the bobbin thread at the start of sewing.	For thin thread	Wide type (special order)

Throat plate	
	
107-01704	107-02009
Standard	Wide type (special order)

LU-2266N-7

Needle gauge	Typical part Nos. ^{*(1)}	Needle clamp	Presser foot	Walking foot	Throat plate	Feed dog	Slide plate	
							Left	Right
								
3.2mm (Special order)	107-85855	107-78850	107-82852	107-84353	107-85806	107-81300		
4mm (Special order)	107-84551	107-77555	107-81557	107-83058	107-84502	107-80005	107-86309	107-01803
6mm	107-84650	107-77654	107-81656	107-83157	107-84601	107-80104		
8mm	107-84759	107-77753	107-81755	107-83256	107-84700	107-80203		
10mm (Standard) ^{*(2)}	107-84858	107-77852	107-81854	107-83355	107-84809	107-80302		
12mm	107-84957	107-77951	107-81953	107-83454	107-84908	107-80401		
14mm (Special order)	107-85053	107-78058	107-82050	107-83553	107-85004	107-80500	107-86408	107-86002
16mm (Special order)	107-85152	107-78157	107-82159	107-83652	107-85103	107-80609		
18mm (Special order)	107-85251	107-78256	107-82258	107-83751	107-85202	107-80708		
20mm	107-85350	107-78355	107-82357	107-83850	107-85301	107-80807		
22mm (Special order)	107-85459	107-78454	107-82456	107-83959	107-85400	107-80906	107-86507	107-86101
24mm (Special order)	107-85558	107-78553	107-82555	107-84056	107-85509	107-81003		
30mm (Special order)	107-85657	107-78652	107-82654	107-84155	107-85608	107-81102		
36mm (Special order)	107-85756	107-78751	107-82753	107-84254	107-85707	107-81201	107-86606	107-86200

* (1) The right and left slide plates are not included in the parts represented by the typical part numbers.

(2) Any gauge other than the needle gauge of 10mm (standard) is available on a part order.

SPECIFICATIONS

Model name	LU-2216N-7	LU-2266N-7
		1-needle
Max. sewing speed	3,000rpm	
Max. stitch length	9mm (normal/reverse feed)	6mm (normal/reverse feed)
Needle bar stroke	36mm	
Needle gauge	10mm (standard)	
Lift of the presser foot	By hand: 9mm, Auto: 16mm	
Auto lifter	Provide as standard (pneumatic auto-lifter: AK115)	
Thread take-up	Link type	
Alternating vertical movement	1 ~ 6.5mm	
DL device	Provide as standard	
Hook	Vertical axis 1.6 fold-capacity hook	
Needle (at the time of delivery)	134 x 35 (Nm140) Nm100 ~ Nm180	134 x 35 (Nm140) Nm100 ~ Nm160
Thread	#30 ~ #4, B46 ~ B138, Nm=60/3 ~ 20/3	#20 ~ #5, B69 ~ B138, Nm=40/3 ~ 20/3
Safety mechanism	Provided as standard	
Lubrication	Automatic	
Lubricating oil	JUKI New Defrix Oil No.1 (equivalent to ISO VG7)	
Distance from needle to machine arm	650mm	
Bed size	917mm x 178mm	
Weight of the machine head	90kg	95kg
Automatic reverse feed function	Provided as standard	
Compressed air and air consumption	0.5MPa (5kgf/cm ²), 0.3Nℓ/min.	
Power requirement	Single-phase 110 ~ 120V, 220 ~ 240V, 3-phase 200 ~ 220V, 220 ~ 240V	

WHEN YOU PLACE ORDERS

Please note when placing orders, that the model name should be written as follows:

LU2216NAASB70B

LU2266NSDSB70B

Walking foot	Code	Presser foot	Code	Feed dog	Code	Needle gauge	Code	Walking foot Presser foot Feed dog	Code
Standard *	A	Standard *	A	Standard *	S	10mm (Standard) *	D	Standard *	S

* Any gauge other than the standard is available on a part order. (See the table of replaceable gauges.)

● PSC box / operation panel for SC

SC 380

PSC box			Code
For General Export	Single-phase	220 ~ 240V	07
	3-phase	200 ~ 220V	11
For JUS (LA)	Single-phase	110 ~ 120V	37
	3-phase	220 ~ 240V	38
For EU (CE)	Single-phase	220 ~ 240V	34

Operation panel	Code
Not provided	0000
Operation panel display language: English. Instruction manual comes in three different languages.	E500B
Operation panel display language: English. Instruction manual comes in five different languages.	E500C

● Motor for SC

M

Motor			Code
For General Export	Single-phase	200 ~ 240V	60
	3-phase	200 ~ 240V	60
For JUS (LA)	Single-phase	100 ~ 120V	61
	3-phase	200 ~ 240V	62
For EU (CE)	Single-phase	200 ~ 240V	63

ATTACHMENT

Part name	Part No.
H152 (suspended ruler)	MAH-152010A0

● To order, please contact your nearest JUKI distributor.

JUS: North America and Central and South America.

JUKI

JUKI CORPORATION
MARKETING & SALES H.Q.

8-2-1, KOKURYO-CHO, CHOFU-SHI,
TOKYO 182-8655, JAPAN
PHONE : (81) 3-3480-2357, 2358
FAX : (81) 3-3430-4909, 4914
http://www.juki.com

* Specifications and appearance are subject to change without prior notice for improvement.
* Read the instruction manual before putting the machine into service to ensure safety.
* This catalog is printed on recycle paper.