

4-or5-needle cylinder bed, double chainstitch
machine for super tucking



W674


SERIES



The nice interrelation of
Hi-technology and
Human sensibility.
This is the main theme of
Pegasus new products.

***Expanding the W600 Series line by adding
a new series for super tucking!***

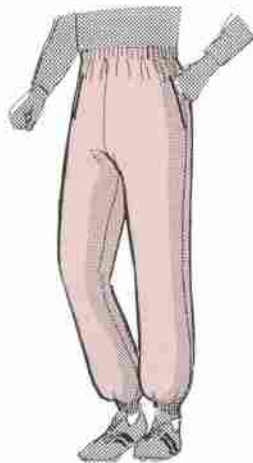
Can insert, attach and/or hem elastic neatly and uniformly with ease of operation.



Choosing the subclass that best matches


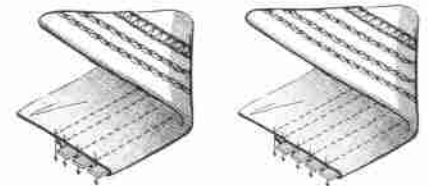
For inserting elastic on waists of tubular goods

W674-40BC
W674-45BC (With under fabric trimmer)



Seam Type : A

For hemming waists and simultaneously inserting three or four elastic rings into medium weight tubular goods, such as jogging pants, sweat pants, etc.



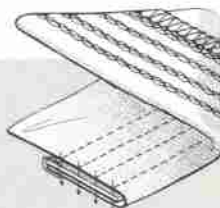
Seam Type : C

For hemming waists and simultaneously inserting flat elastic rings into waistbands of light to medium weight tubular goods such as jogging pants and similar garments.



For hemming elastic on waists of tubular goods

W674-42B



Seam Type : F

For hemming elastic on waists of medium weight tubular goods such as sweat pants, jogging pants, etc. Hems flat elastic rings pre-attached to waists by overedgers.

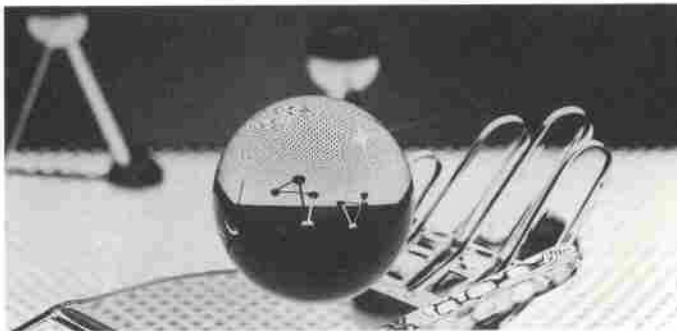

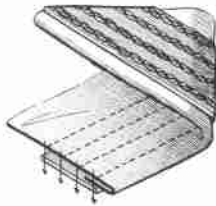
hes each specific need of application

For attaching elastic on waists of tubular goods

W674-42B


Seam Type : E

For hemming waists and simultaneously inserting flat elastic rings into waistbands of medium weight tubular goods such as jogging pants and similar garments. Attaches flat elastic rings to waists.




Labor Saving Devices

Tooled up with a variety of labor saving devices to provide the feature that will best suit the needs of those involved in actual production.



UT Thread Trimmer

Under thread trimmer (pneumatic)
This device cuts fast the needle thread and looper thread when the pedal is heeled. The needle thread and presser foot are lifted up by the wiper after trimming, so that the fabric can be set up in no time. This eliminates the use of scissors allowing you to concentrate on sewing operation. The result is a boosted efficiency.



HG Pneumatic Hemming Guide

The sliding hemming guide allows required hem on tubular articles. Pneumatically driven, enables speedy operation and saves the operator's fatigue.
(Included on subclasses -40 and -45)



RP Rear Puller

This device is designed to pull the fabric firmly from behind the needle drop. It is an effective aid for operations where the fabric is difficult to feed such as attaching waist elastic to training pants.
(Included on all subclasses)



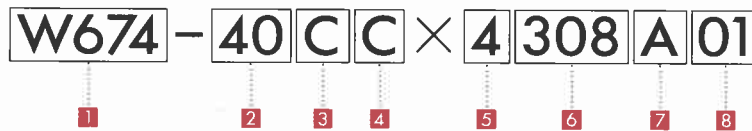
ES Elastic Aligning Device

This device allows easy loading of the elastics to shorten operating hours. Place the elastics on the rollers and press the starting button. The rollers start to work, then the elastics are properly positioned to be sewn.

W674 Series

4- or 5-needle, cylinder bed, double chainstitch machine for super tucking

• Ordering information



1 Super tucking machine

2 Subclass

Indicates stitch type and whether fabric trimmer left of the needles is included or not.

40 406 + 401 + 401

406 + 401 + 401 + 401

42 401 + 401 + 401 + 401

45 406 + 401 + 401 (with under fabric trimmer)

406 + 401 + 401 + 401 (with under fabric trimmer)

3 Gauge parts

B inch size

C mm size

4 Needle plate chaining-off finger

A More than 15 stitches/inch

B 11 stitches/inch-14 stitches/inch

C Less than 10 stitches/inch

5 Number of needles (4-needle or 5-needle)

6 Needle space (total of needle spaces)

(Ex) 4.8 + 13 + 13 = 30.8 (unit mm)

7 Application

A Inserting elastic rings

C Attaching flat elastic rings

E Attaching elastic rings

F Attaching elastic rings
(Hemming elastic rings pre-attached with overedgers)

8 Needle space (according to the sequence of the needles)

01 4.8-13-13

02 5.6-13-13

03 4.8-10-10

04 5.6-10-10

05 8.5-8.5-8.5

06 4.8-10-10-10

07 6.4-6.4-6.4-6.4

08 10-10-10

09 6.4-6.4-6.4 (unit mm)

W674 Series subclass specifications

Application	Subclass	Number of needles	Number of threads	Needle space (mm)	Max. stitch length (mm)	Presser foot lift (mm)	Max. speed (rpm)	Remarks								
For inserting elastic on waists of tubular goods	W674-40CC×4308A01/RP/HG/UT	4	7	4.8 × 13 × 13	4.5	8	4,000	3 elastic rings								
	W674-40CC×4316A02/RP/HG/UT			5.6 × 13 × 13												
	W674-40CC×4248A03/RP/HG/UT			4.8 × 10 × 10												
	W674-40CC×4256A04/RP/HG/UT			5.6 × 10 × 10												
	For attaching elastic on waists of tubular goods	W674-40CC×5348A06/RP/HG/UT	5	9				4.8 × 10 × 10 × 10	4.5	8	4,000	4 elastic rings				
		W674-40CC×5254C07/RP/HG/UT						6.4 × 6.4 × 6.4 × 6.4				Flat elastic rings				
		For hemming elastic on waists of tubular goods	W674-45CC×4308A01/RP/HG/UT	4				7				4.8 × 13 × 13	4.5	8	4,000	3 elastic rings, with fabric trimmer left of the needles
			W674-45CC×4316A02/RP/HG/UT									5.6 × 13 × 13				
			W674-45CC×4248A03/RP/HG/UT									4.8 × 10 × 10				
			W674-45CC×4256A04/RP/HG/UT									5.6 × 10 × 10				
For hemming elastic on waists of tubular goods	W674-45CC×5348A06/RP/HG/UT	5	9	4.8 × 10 × 10 × 10	4.5	8	4,000	4 elastic rings, with fabric trimmer left of the needles								
	W674-45CC×5254C07/RP/HG/UT			6.4 × 6.4 × 6.4 × 6.4				Flat elastic rings, with fabric trimmer left of the needles								
	W674-42C×4255E05/RP/UT	4	8	8.5 × 8.5 × 8.5				4.5	8	4,000	Flat elastic rings					
	W674-42C×4255F05/RP/UT			8.5 × 8.5 × 8.5												
W674-42C×4300F08/RP/UT	10 × 10 × 10															
W674-42C×4192F09/RP/UT	6.4 × 6.4 × 6.4															