

# PFAFF

fine sewing

1243  
1244  
1293  
1294

Single- and Two-needle, lockstitch  
flat- and post-bed sewing machines  
with large vertical rotary hook



# PFAFF ... four for heavy duty

## Area of application:

For sewing shoe uppers and other leather articles made from medium-heavy to heavy materials.

## Special features:

- Modern, ergonomical industrial styling
- Proven, positive power transmission by toothed belt drive
- The large vertical hook with 60% more thread capacity reduces the number of bobbin changes
- Hook protected by an easy-to-operate overload clutch incorporated in the machine as standard
- Automatic hook lubrication on PFAFF 1243 and PFAFF 1244
- Easy-to-set, infinitely variable stitch length
- Built-in bobbin winder within operator's view
- Easy maintenance
- Similarity of parts throughout the entire series
- Superb stitch formation by optimum kinematics and bobbin-case opener

## Explanationes and additional equipment:

- C** for medium heavy materials, threads up to 15/3-ply synth., needle size Nm in 1/100 mm: 110 to 140
- C/D** for medium heavy materials, threads up to 10/3-ply synth., needle size Nm in 1/100 mm: 160 to 200
- D** for heavy materials, threads up to 8/3-ply synth., needle size Nm in 1/100 mm: 160 to 200

**L** Machine equipment sewing leathers

**N** Max. stitch length 6.0 mm

**N8** Max. stitch length 8.0 mm

### **-900/56**

Thread trimmer solenoid-controlled

### **-910/98**





Automatic presser foot lift, electro-pneumatically controlled (air filter/regulator -925/03 required).

### **-911/97**

Automatic backtacking mechanism electro-pneumatically controlled with additional pressbutton on machine head for backtack inside seams and automatic presser foot lifter.



Table:

Type and number of needles	Machine class	Subclass	Thread trimmer	Automatic presser foot lifter with -900/56 only	Backtacking mechanism -911/97	Model Line of branch	Standard needle gauge in mm °	Stitch length code
			OPTION	OPTION	OPTION			
	1243	-944/01 -4/01	-900/56	-910/98	-911/97	CL	-	N8
	1243	-4/01	-900/56	-910/98	-911/97	C/DL	-	N8
	1243	-944/01 -4/01	-	-	-	DL	-	N8
	1244	-944/01 -4/01	-900/56	-910/98	-911/97	CL	1.6; 2.0	N8
	1244	-4/01	-900/56	-910/98	-911/97	C/DL	2.0; 2.4	N8
	1244	-944/01 -4/01	-	-	-	DL	2.0; 2.4	N8
	1293	-944/01 -4/01	-900/56	-910/98	-911/97	CL	-	N
	1293	-4/01	-900/56	-910/98	-911/97	C/DL	-	N
	1293	-944/01 -4/01	-	-	-	DL	-	N
	1294	-944/01 -4/01	-900/56	-910/98	-911/97	CL	1.6; 2.0	N
	1294	-4/01	-900/56	-910/98	-911/97	C/DL	2.0; 2.4	N
	1294	-944/01 -4/01	-	-	-	DL	2.0; 2.4	N

° Other needle gauges available as conversion parts.

### Subclass description:

#### -944/01

For sewing rope-stitch ornamental and assembly seams with dropfeed and retractable roller presser

#### -4/01

For sewing rope-stitch seams with drop feed and retractable roller presser with direct drive. The roller presser drive guarantees problem-free top-stitching of seam intersections without any change of stitch length. During reverse sewing, the roller presser drive is pneumatically disengaged. (Pneumatic air filter/regulator -925/.. required).



## Technical Data:

### **Stitch type:**

301 (lock stitch)

### **Max. sewing speed:**

Model C 2100 p. min.

Model C/D 1800 p. min.

Model D 1400 p. min.

### **Balance wheel working Ø:**

Model C

80 mm

Model C/D and D

90 mm

### **Needle gauges:**

1244 = 1.6 to 7.2 mm

1294 = 1.6 to 6.0 mm

### **Needle system:**

134

### **Motor power:**

0.550 kW

### **Working air pressure:**

6 bar

### **Roller presser Ø:**

35 mm

### **Clearance under roller presser:**

7 mm

### **Clear workspace:**

1240 = 270 x 115 mm

1290 = 270 x 270 mm

### **Bedplate measurements:**

1243 = 476 x 177 mm

1244 and 1290 = 518 x 177 mm

### **Net weight of head:**

1240 approx. 33 kg

1293 approx. 45 kg

1294 approx. 47 kg

### **Gross weight (head in carton with accessories):**

1240 approx. 41 kg

1293 approx. 53 kg

1294 approx. 55 kg

### **Carton dimensions:**

1240 = 81 x 63 x 30 cm

1290 = 82 x 30 x 72 cm

The machine is equipped as standard  
with finger guard, belt- and take-up lever guards.

Structural figures, weight and dimensions subject to alteration.

### Hotlines:

Technical service: +49-175/2243-101

Application consultancy: +49-175/2243-102

Spare-parts hotline: +49-175/2243-103

### **PFAFF Industrie Maschinen AG**

- Postfach 3020  
67653 Kaiserslautern/Germany
- Königstr. 154  
67655 Kaiserslautern/Germany

Telefon: +49-631/200-0

Telefax: +49-631/17202

Internet: [www.pfaff-industrial.com](http://www.pfaff-industrial.com)